

alligatork

The ergonomic **TORQUE DEVICE** operable with one hand

alligatork gives time:

No more screwing and unscrewing. Press the lever with one hand to position, move or remove alligatork (instructions for use on back page).


Handle alligatork without watching:

Tactile landmarks are available to feel the torque device rotations and location of the lever.

alligatork releases the mind:

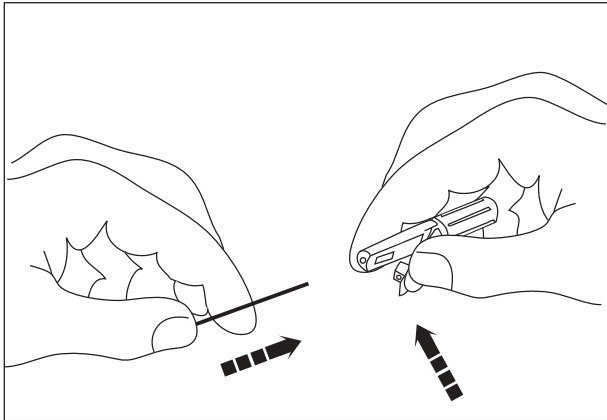
The torque device is a monobloc plastic torque device:

- centering the guidewire automatically,
- preserving coating,
- that does not divide into several pieces.

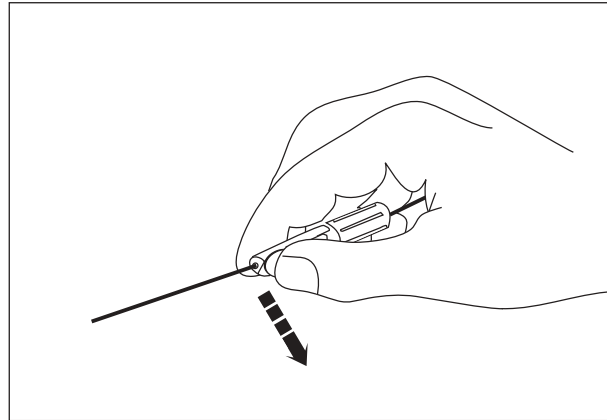




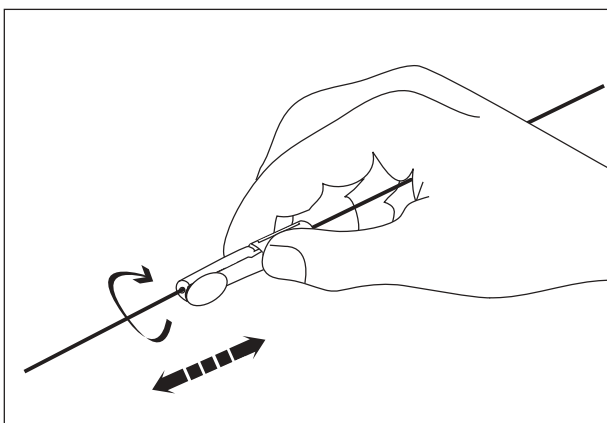
Instructions for use



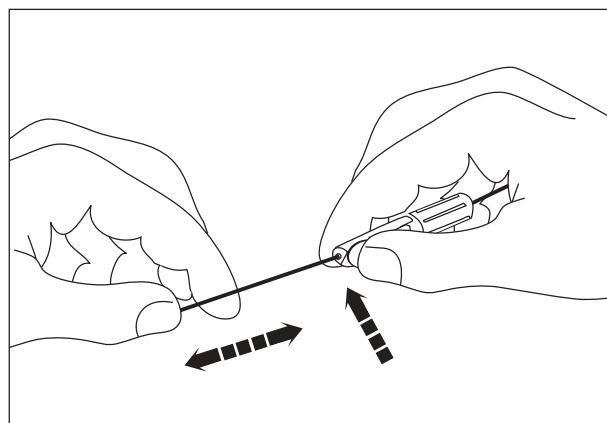
1. Pressing lever firmly and inserting guidewire



2. Positioning torque device and releasing lever



3. Positioning your guidewire



4. Pressing lever firmly to move or remove torque device

Description	References	Packaging
Yellow for guidewires with diameter between 0.010" and 0.020" <i>Single packed and sterile (EO)</i>	0203NA	48-unit box
Yellow for guidewires with diameter between 0.010" and 0.020" <i>Bulk non sterile</i>	0203NB	300-unit box
Orange for guidewires with diameter between 0.025" and 0.040" <i>Single packed and sterile (EO)</i>	0203NC	48-unit box
Orange for guidewires with diameter between 0.025" and 0.040" <i>Bulk non sterile</i>	0203ND	300-unit box